

# MASSUSE SOLID STATE RELAY

## 固態繼電器

MK0602DD      MK2004DA      MK0602DD-S      MK2004DA-S

MK0604DD      MK4002DA      MK0604DD-S      MK4002DA-S

MK2002DA      MK4004DA      MK2002DA-S      MK4004DA-S

### 規格參數

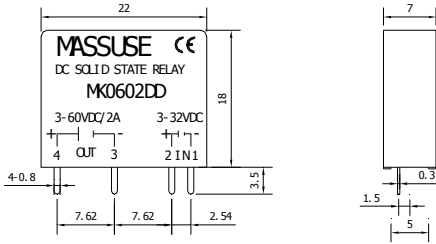
型號	控制電壓 範圍	確保關斷 電源	輸入阻抗	最大 負載 電流	負載電壓 範圍	最小破壞 電壓	開入時洩漏 電流	頻率範圍	最大瞬間 承受電流
MK0602DD MK0602DD-S	3 to 32VDC	Max. 1.0VDC	1.5Kohm	2A	3 – 60VDC	80VDC	Less 1mA	47 – 70HZ	3A
MK0604DD MK0604DD-S	3 to 32VDC	Max. 1.0VDC	1.5Kohm	4A	3 – 60VDC	80VDC	Less 1mA	47 – 70HZ	8.5A
MK2002DA MK2002DA-S	3 to 32VDC	Max. 1.0VDC	1.5Kohm	2A	24 – 280VAC	600VAC	Less 5mA	47 – 70HZ	30A
MK2004DA MK2004DA-S	3 to 32VDC	Max. 1.0VDC	1.5Kohm	4A	24 – 280VAC	600VAC	Less 5mA	47 – 70HZ	50A
MK4002DA MK4002DA-S	3 to 32VDC	Max. 1.0VDC	1.5Kohm	2A	24 – 480VAC	1200VAC	Less 5mA	47 – 70HZ	30A
MK4004DA MK4004DA-S	3 to 32VDC	Max. 1.0VDC	1.5Kohm	4A	24 – 480VAC	1200VAC	Less 5mA	47 – 70HZ	50A

型號	電壓變化率 dv / dt	通電之後下 降電壓	絕緣電阻	介質耐壓 輸入 – 輸出	輸出/入端對 外殼的瞬間 耐壓強度	接通 時間	關斷時間	容抗 進-出	重量(g)
MK0602DD MK0602DD-S	200 V / $\mu$ SEC	1.2Vrms	10 <sup>9</sup> ohm	2500Vrms	–	Less 2msec	Less 1/2 cycle	Less 15 pf	10 g
MK0604DD MK0604DD-S	200 V / $\mu$ SEC	1.2Vrms	10 <sup>9</sup> ohm	2500Vrms	–	Less 2msec	Less 1/2 cycle	Less 15 pf	12g
MK2002DA MK2002DA-S	100 V / $\mu$ SEC	1.5VAC	10 <sup>9</sup> ohm	4000VACrms	–	Less 2msec	Less 1/2 AC cycle	Less 15 pf	10 g
MK2004DA MK2004DA-S	100 V / $\mu$ SEC	2.0VAC	10 <sup>9</sup> ohm	4000VACrms	–	Less 2msec	Less 1/2 AC cycle	Less 15 pf	12g
MK4002DA MK4002DA-S	500 V / $\mu$ SEC	2.0VAC	10 <sup>9</sup> ohm	4000VACrms	–	Less 2msec	Less 1/2 AC cycle	Less 15 pf	12g
MK4004DA MK4004DA-S	500 V / $\mu$ SEC	2.0VAC	10 <sup>9</sup> ohm	4000VACrms	–	Less 2msec	Less 1/2 AC cycle	Less 15 pf	12g

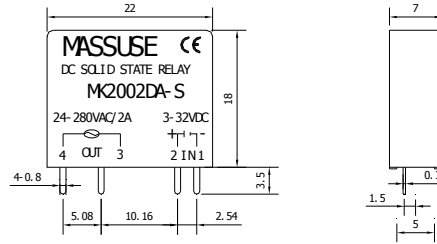
# MASSUSE SOLID STATE RELAY

外形尺寸圖、原理圖(單位: mm) 公差:  $\pm 0.5$

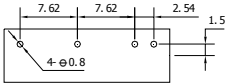
MXXXXDD/ MXXXXDA



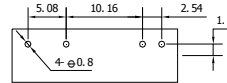
MXXXXDD- S/ MXXXXDA- S



BOTTOM VIEW

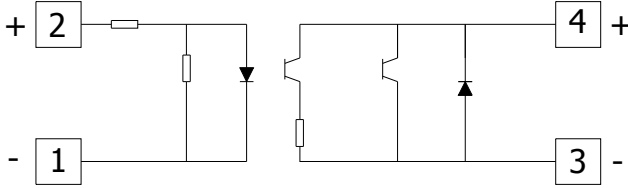


BOTTOM VIEW

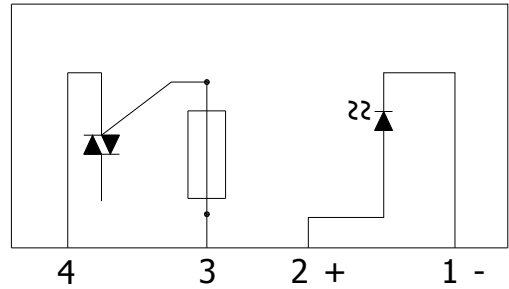


EQUIVALENT CIRCUIT

MXXXXDD/ MXXXXDD- S

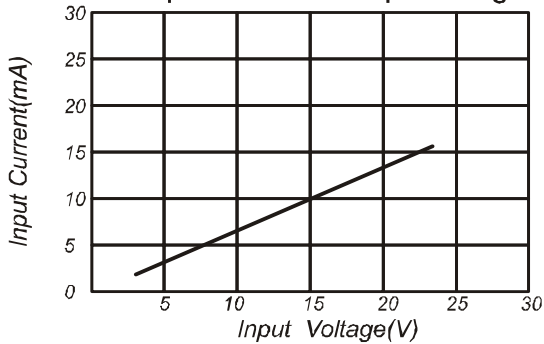


MXXXXDA/ MXXXXDA- S

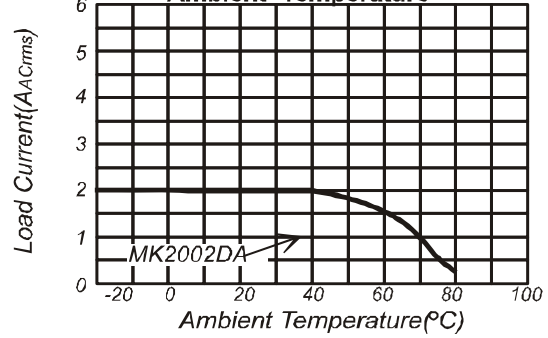


## CHARACTERISTIC CURVES

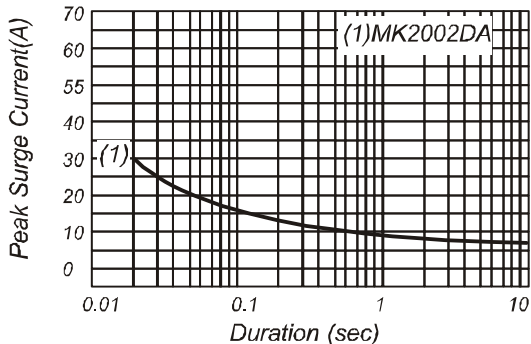
Input Current VS. Input Voltage



Maximum Load Current VS. Ambient Temperature



Peak Surge Current VS Duration



Maximum Load Current VS. Ambient Temperature

