

規格

接觸材料：5A 120VAC/28 VDC.

電氣壽命：50,000 循環（滿負載）

初始接觸電阻：10MΩ（2.4VDC.100mA）

（適用於銀合金或鍍金觸點材料）

絕緣電阻：1,000MΩmin.

介質耐壓：1,000V RMS

工作溫度：-30℃ ~ 85℃.

材料

外框-密膠或己二烯酞酸脂(DAP)

搖頭手柄- 黃銅，鍍鎳

襯套 - 黃銅, 鍍鎳

墊圈 - 不銹鋼

終端觸點 銀合金, 鍍銀

線端 黃銅, 鍍銀

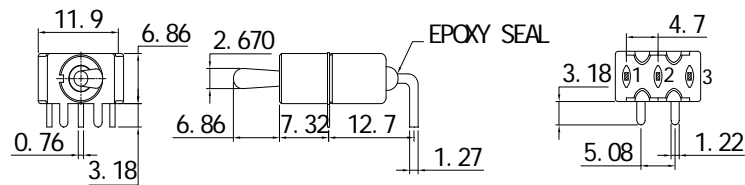
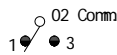
中心觸點和終端觸點 - 黃銅, 鍍銀



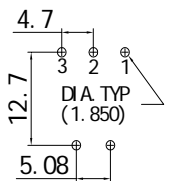
| 產品 編號 | 切換位置 | | |
|----------|------|------|------|
| | | | |
| M101 | ON | NONE | ON |
| M102 | ON | NONE | (ON) |
| M103 | ON | OFF | ON |
| M104 | (ON) | OFF | (ON) |
| M105 | ON | OFF | (ON) |
| Term. | 2-3 | OPEN | 2-1 |
| Comm.. | | | |

SPDT

Schematic



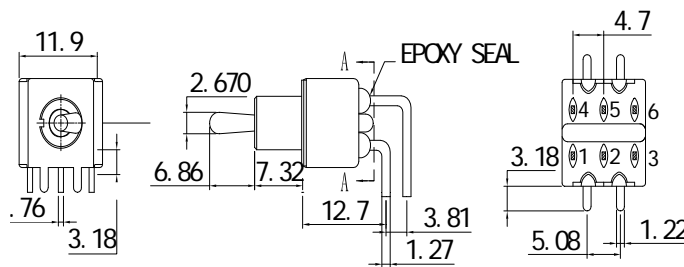
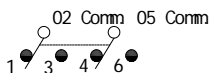
P. C. MOUNTING



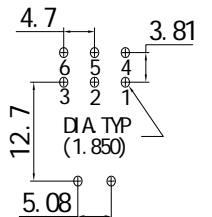
| 產品 編號 | 切換位置 | | |
|----------|------|------|------|
| | | | |
| M201 | ON | NONE | ON |
| M202 | ON | NONE | (ON) |
| M203 | ON | OFF | ON |
| M204 | (ON) | OFF | (ON) |
| M205 | ON | OFF | (ON) |
| Term. | 2-3 | OPEN | 2-1 |
| Comm.. | 5-6 | | 5-4 |

DPDT

Schematic



P. C. MOUNTING


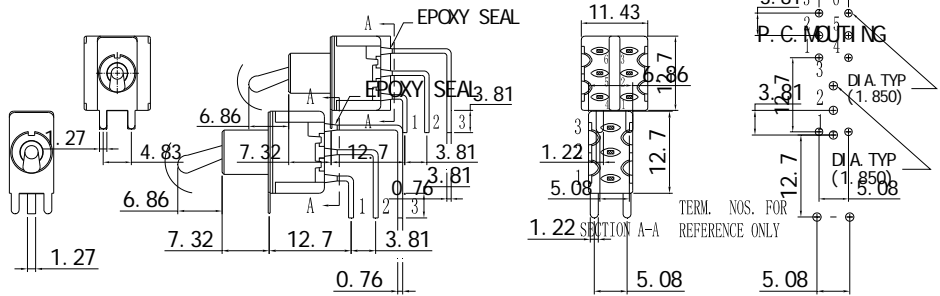




| 產品編號 | 切換位置 | | |
|--------|------|------|------|
| | | | |
| L101 | ON | NONE | ON |
| L102 | ON | NONE | (ON) |
| L103 | ON | OFF | ON |
| L104 | (ON) | OFF | (ON) |
| L105 | ON | OFF | (ON) |
| Term. | 2-3 | OPEN | 2-1 |
| Comm.. | | | |

SPDT


Schematic 02 Comm



| 產品編號 | 切換位置 | | |
|--------|---------|------|---------|
| | | | |
| L201 | ON | NONE | ON |
| L202 | ON | NONE | (ON) |
| L203 | ON | OFF | ON |
| L204 | (ON) | OFF | (ON) |
| L205 | ON | OFF | (ON) |
| Term. | 2-3,5-6 | OPEN | 2-1,5-4 |
| Comm.. | | | |

DPDT

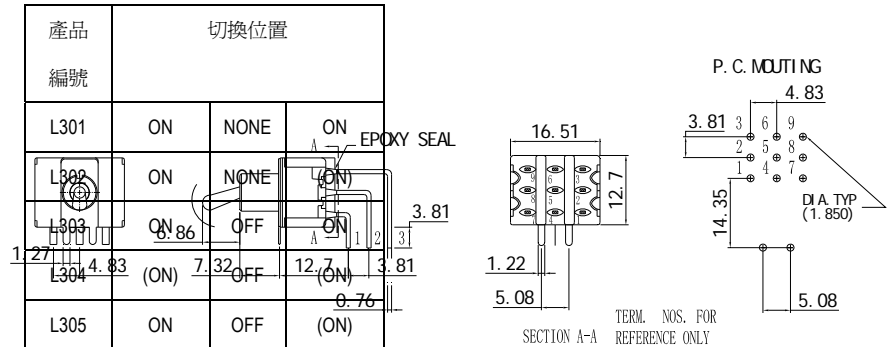
Schematic 02 Comm 05 Comm



| 產品編號 | 切換位置 | | |
|--------|---------|------|---------|
| | | | |
| L301 | ON | NONE | ON |
| L302 | ON | NONE | (ON) |
| L303 | ON | OFF | ON |
| L304 | (ON) | OFF | (ON) |
| L305 | ON | OFF | (ON) |
| Term. | 2-3,5-6 | OPEN | 2-1,5-4 |
| Comm.. | 8-9 | | 8-7 |

3PDT

Schematic 02 Comm 05 Comm 08 Comm

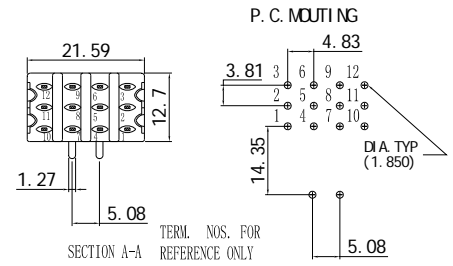
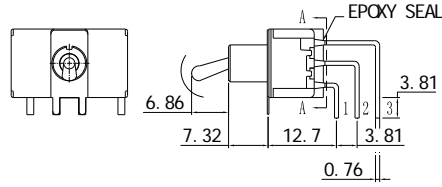
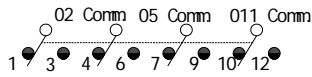




4PDT

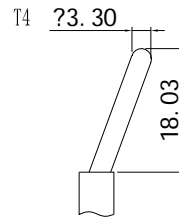
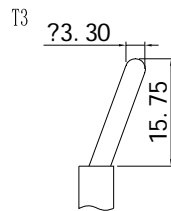
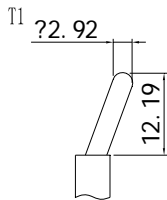
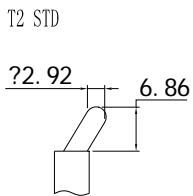
| 產品 編號 | 切換位置 | | |
|----------|-----------|------|-----------|
| | L401 | ON | NONE |
| L402 | ON | NONE | (ON) |
| L403 | ON | OFF | ON |
| L404 | (ON) | OFF | (ON) |
| L405 | ON | OFF | (ON) |
| Term. | 2-3,5-6 | OPEN | 2-1,5-4 |
| Comm.. | 8-9,11-12 | | 8-7,11-10 |

Schematic



ACTUATOR OPTIONS(FOR P.C. MOUNTING M6 & M7 TYPE)

BUSHING OPTION



B4 NON-THD STD

